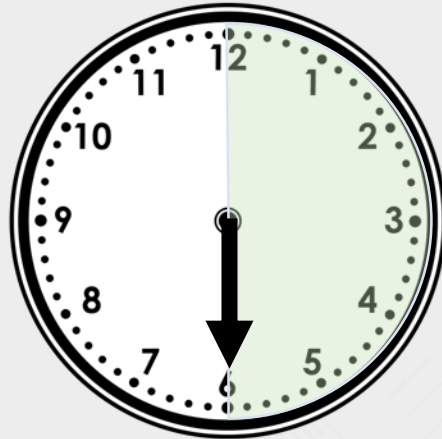


**Tuesday 19<sup>th</sup> May: Quarter  
Past and Quarter To**

## Introduction

Use the position of the minute hand to help you label each clock.



quarter past

quarter to

half past

o'clock

## Introduction

Use the position of the minute hand to help you label each clock.

**o'clock**



**quarter past**



**half past**




**quarter to**



## Teaching and Learning

**Write the time shown on this clock.**






## Teaching and Learning

Write the time shown on this clock.

**Quarter past 10**




## Teaching and Learning

**Draw a line to match the clocks to the correct written time.**



**Quarter past 3**



**Quarter past 12**


**Quarter to 7**

## Teaching and Learning

Draw a line to match the clocks to the correct written time.



Quarter past 3




Quarter to 7

Quarter past 12

## Teaching and Learning

Draw where the minute hand will be in 15 minutes time (a quarter turn).



**Half past 10**



**Quarter to 11**



**8 o'clock**




**Quarter past 8**



## Teaching and Learning

Draw where the minute hand will be in 15 minutes time (a quarter turn).



**Half past 10**



**Quarter to 11**



**8 o'clock**



**Quarter past 8**

## Teaching and Learning

**How many quarters of an hour are between 2 o'clock and half past 4?**



## Teaching and Learning

How many quarters of an hour are between 2 o'clock and half past 4?



**10 quarters of an hour**

